

 **SANSIRI****BURASIRI**

WATCHARAPOL



PROJECT INFORMATION:

Project name:	Burasiri Watcharapol
Project location:	Sukhapiban 5 Road, Saimai District, Bangkok
Project type:	2-story single detached houses in 6 designs
Number of sub-divided plots:	242 units
Project land area:	94 rai
House usage area:	175 sq.m. to 354 sq.m.
Sizes of land plots:	Starting from 50 sq.wah
Security system:	SSI standard with Double Gate Full CCTV coverage of project, 24-hour security patrol

The new definition of a home – combining clean energy and nature
From the basic concept of enjoying the happiness
in life for all family members
On a location with the highest potential that blends harmoniously
with the urban lifestyle.

“THE HIGHLIFE IN GREEN”

HOUSE TYPE

Six types of houses, starting with the 4-bedroom units
To meet the needs of the joyous lifestyle of every family size.

House Type : SEQUOIA

SEQUOIA

Usable area: 175 sq.m.

House with 4 bedrooms, 3 bathrooms, a living room, parking for 2 cars, a bedroom on the ground floor that can be converted into a home office. Supportive of expanding family well into the future.



1st Floor



2nd Floor

House Type : SHERWOOD

SHERWOOD

Usable area: 222 sq.m.

House with 4 bedrooms, 4 bathrooms, a living room, 2nd floor lounge room, pantry, a maid's room, parking for 2 cars. Enhanced happiness with an upstairs lounge room, with wide balconies at two 2nd floor bedrooms.



1st Floor



2nd Floor

House Type : PRETORIA

PRETORIA (N)

Usable area: 288 sq.m.

House with 4 bedrooms, 5 bathrooms, a living room, pantry, a maid's room, parking for 3 cars, penthouse-tyle master bedroom, ground-floor bedroom with ensuite bathroom – opening up directly to the front garden for everyday relaxation.



1st Floor



2nd Floor

House Type : HICKORY

HICKORY

Usable area: 229 sq.m.

House with 4 bedrooms, 4 bathrooms, a living room, a Thai kitchen, parking for 3 cars, spectacular Double Volume Foyer at the house entrance, and the extra-large master bedroom with enclosed balcony.



1st Floor



2nd Floor

House Type : DAINTREE

DAINTREE

Usable area: 284 sq.m.

House with 4 bedrooms, 5 bathrooms, a living room, a multi-purpose room, a Thai kitchen, a maid's room, parking for 3 cars, opens up to nature with the courtyard garden and the semi-outdoor living room.

There's the large master bedroom with walk-in closet.

Every bedroom features ensuite bathroom.



1st Floor



2nd Floor

House Type : VALDIVIAN

VALDIVIAN

Usable area: 354 sq.m.

House with 5 bedrooms, 5 bathrooms, a living room, a multi-purpose room, a Thai kitchen, a maid's room, parking for 3 cars, additional relaxation corner with the semi-outdoor living room, ground floor bedroom suitable for the elderly with "Elderly Care" design and a ramp at the house entrance, 4 bedrooms upstairs all with walk-in closets and ensuite bathrooms.



1st Floor



2nd Floor

CLUB HOUSE THE TREE HOUSE

A design concept that takes everyone into the heart of the forest, where the clubhouse building seems like a big tree house. A sky walkway rises up as if towards the forest canopy, making it possible to get close to nature, enhancing the refreshing and relaxing feeling. Fully featuring the Fitness Room and Library & Co-Working Space – to add variety to working areas for everyone in the family

FACILITIES

TREE HOUSE (Play Area) / SWIMMING POOL / FITNESS /
LIBRARY & CO-WORKING SPACE / GARDEN



Facilities in the project




Club House

This is designed as a big tree house – providing the feeling of the return to nature.



Tree House

The Play Area designed to resemble a tree house - encouraging the vivid imagination in children.



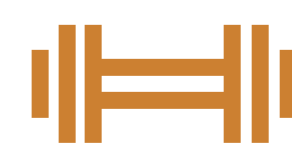
Swimming Pool

The 30-metre-long salt system swimming pool, with a children's pool designed in cascades.



Library & Co-Working Space

A true comfort zone, either for just reading or working.



Fitness

A fitness room from where you can enjoy the 180-degree view of the pool and garden while exercising

Facilities



Library & Co-Working Space



Swimming Pool

INNOVATION FOR SMARTLIVING

The ingenious innovation for the perfect home
life – technology + nature = happiness for the entire family.

INNOVATION FOR SMARTLIVING

“Cooliving Designed Home” cools the house naturally, while the “Elderly Care” design solution helps take care of the elderly who you love the most.



1

BREEZE PANEL

Air intake panels in doors and windows help to ventilate the house to refresh the air.

2

SHADING SCREEN

Sliding battens help block sunlight and adjust the direction of the breeze flowing into the house.

3

TEXTURE WALL

Textured-surface wall design helps to refract sunlight and reduce heat accumulation in the walls.

4

UV SHIELD

Soft-tone exterior paint coated with heat reflective element.

5


ELDERLY CARE

Ground floor bedroom laid with impact-absorbing flooring, and with seamless flat floor between the bedroom and the bathroom.

Innovation for smartliving



BREEZE PANEL



SHADING SCREEN

INNOVATION FOR SMARTLIVING

“Cooliving Designed Home” cools the house naturally, while the “Elderly Care” design solution helps take care of the elderly who you love the most.




RFID Sensor

Monitoring the entry and exit of the residents.



Home Security System

Theft protection system in the home.











CCTV

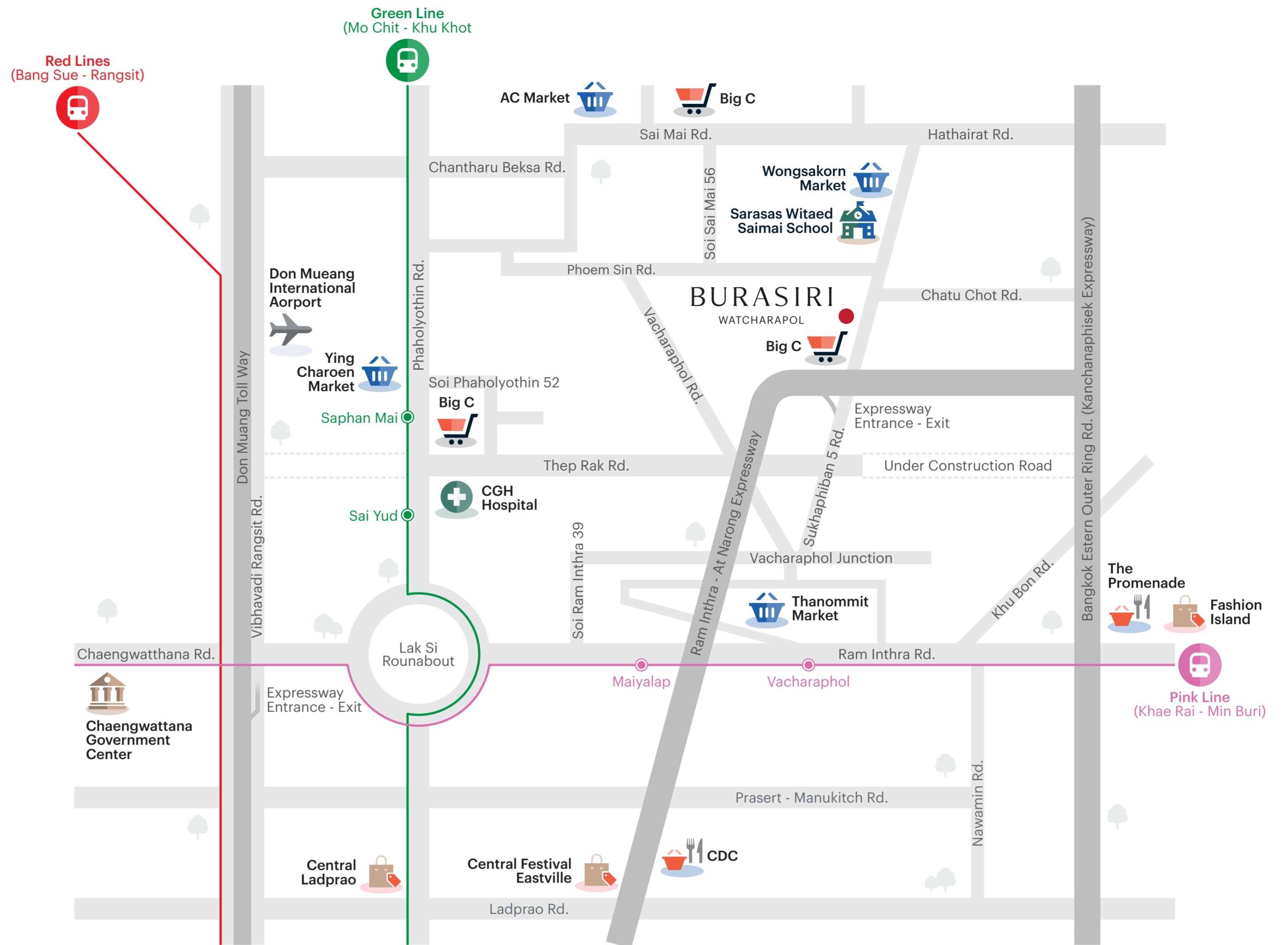
CCTV cameras installed within the project for the utmost peace of mind.

PRIME LOCATION

Convenient to every destination, comfortable in every journey
Close to the Ramindra-Atnarong Expressway toll plaza
(Sukhapiban 5 toll plaza) Only 2.5 kms.
from major roads and many short-cut routes

Location

-  Government Service
-  Hospital
-  School
-  Department Store
-  Community Mall / Shopping Mall
-  Superstore
-  Market
-  Airport



 [Google Map Click](#)

FACILITIES AROUND THE PROJECT

Transportation

- Ram Inthra – At Narong Expressway 2.5 km.
- BTS Green Line Sai yud Station 5.7 km.
- Don Mueang International Airport 6.35 km.
- BTS Pink Line Ram Inthra Km.4 Station 13.45 km.

Health care

- CGH Hospital 5.8 km.

Shopping malls

- Big C Food place Sukhapiban 5 0.95 km.
- The Promenade 7.86 km.
- Fashion Island 7.96 km.
- The Crystal 10.38 km.
- CDC 10.92 km.
- Central Festival East Ville 11.46 km.

Education institutions

- Sarasas Witaed Saimai School 4 km.

**Please contact to view the show units
at the Sales Office
Opens daily 9.00 a.m. to 6.00 p.m.**

Tel: 1685

[To visit website click](#)

BURASIRI
WATCHARAPOL

CALL 1685 | SANSIRI.COM