

 **SANSIRI**

SETTHASIRI

CHAENGWATTANA - PRACHACHUEN 2

A NEW HONOUR AS YOU DEFINE



CONCEPT DESIGN

Reflecting the proud achievement with the superior “Modern Classic” design that is simple yet retaining its distinctive and contemporary style in every detail of the unique “Timeless Design” with the elegance that will never diminish over time.



MAIN GATE

From the “Embassy Design” concept that may look uncomplicated from the outside, but is truly focused on every detail of the design that shines through with elegance and luxury, from the surfacing of the street leading towards the fountain roundabout to the chic clubhouse graciously welcoming visitors to the project

CLUBHOUSE



The clubhouse in “Modern Classic” style that emphasises elegance and sophistication, with the multi-level pillars spacing, doors and windows, creating the “Embassy Look” in its timeless refinement supporting a variety of different usage to completely suit the diverse lifestyle with clearly defined functionality.



The fully-equipped **Fitness Room** opens up to the pleasant scenery in all directions.



The half-Olympic salt-water **Swimming Pool** along with the children's pool, as well as the Pool Deck is fully conducive to perfect relaxation.



Private space to support activities of the residents and family members inclusive of the picnic table and **Barbeque** stove



Expansive **Lobby** in Classic Style is airy with its Double Volume design to project the elegant and spacious feeling in the style of Luxury Design



LANDSCAPE

The design that emphasises shades and shadows but still projects the elegant beauty on the common area as large as 2 rai. Altogether the project is covered with more than 7 rai of green spaces and lovely gardens. The garden areas are also interspersed with outdoor sculptures while these spacious grounds are conducive to the residents' relaxation, such as the large garden, the jogging track, the children's playground designed by experts from Samitivej Hospital, to ensure the facility is fully suitable for the learning process of children (Edutainment Playground).



HOUSE FACADE

The designs of the houses are in the Modern Classic style with the emphasis on elegance while every detail has been looked into, such as the window frames, door panels, floor patterns, as well as the selection of the materials that help to project the uniqueness of the project.



HOUSE TYPE



APATITE

Usable area: 263 sq.m.

House with 4 bedrooms, 4 bathrooms, a living room, a lounge room, dining area, pantry, kitchen, a maid's room, parking for 2 cars



1st Floor



2nd Floor



AMETRINE

Usable area: 353 sq.m.

House with 5 bedrooms, 5 bathrooms, a living room, a lounge room, a multi-purpose room, dining area, pantry, kitchen, a maid's room, parking for 3 cars



1st Floor



2nd Floor



AMETHYST

Usable area: 437 sq.m.

House with 5 bedrooms, 5 bathrooms, a living room, a lounge room, a multi-purpose room, dining area, pantry, kitchen, a maid's room, parking for 4 cars



1st Floor



2nd Floor



AMAZONITE

Usable area: 361 sq.m.

House with 4 bedrooms, 5 bathrooms, a living room, a lounge room, dining area, pantry, kitchen, a maid's room, parking for 3 cars



1st Floor



2nd Floor



ARCANITE

Usable area: 454 sq.m.

House with 5 bedrooms, 5 bathrooms, a living room, a lounge room, dining area, pantry, kitchen, a maid's room, parking for 4 cars



1st Floor



2nd Floor





INNOVATIONS IN THE HOUSE

Innovations that elevate the level
of happiness in living



UNIVERSAL DESIGN

Designs for the ultimate convenience of all residents and families



SECURITY HOME AUTOMATION

Feel confident and safe with the smart security system



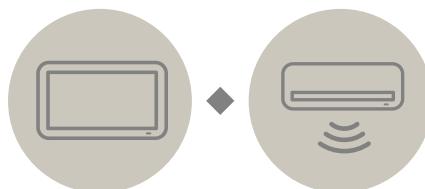
ENERGY-SAVING HOMES

Installed with "SolarAttics" and "Air Flow" systems








BATHROOM BEYOND EXPECTATIONS

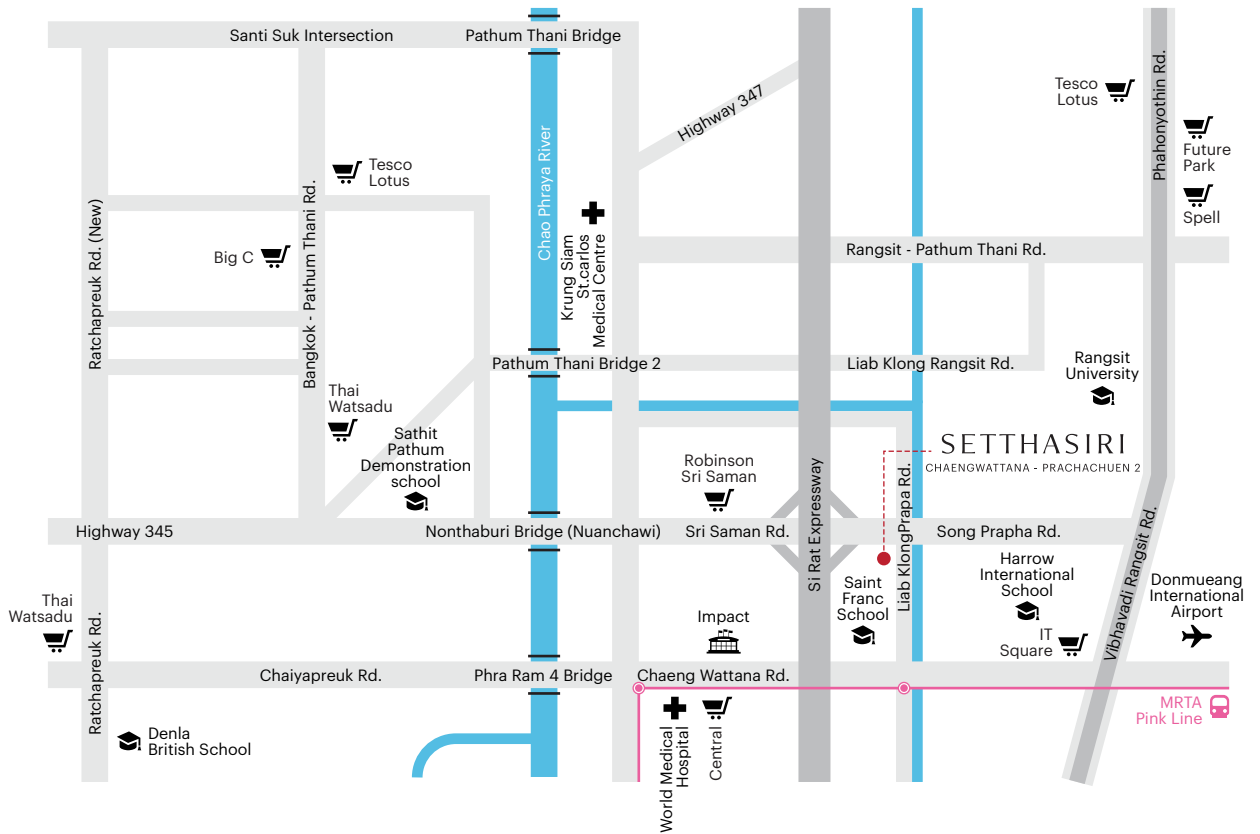
Equipped with Jacuzzis and automatic flush toilets



BATHROOM SUPPORTS INSTALLATION OF TELEVISION AND AIR-CONDITIONER

Fulfilling the lifestyle demand of the new generation

-  Hospital
-  Education
-  Shopping Mall
-  Airport
-  Event Center



ROUTE 1

Exiting Srisaman Expressway, take Songprapa Road heading towards Donmueang, upon passing Srisaman Intersection make a U-turn to turn left onto Lieb Klong Prapa Road. Go straight for 1.0 km., the project is on the right.

ROUTE 2

Heading towards Pak Kred intersection on Chaengwattana Road, turn left onto Lieb Klong Prapa Road towards Srisaman Road. Straight on for a distance of 3.7 km, the project is on the left.

ROUTE 3

From Vibhavadi Road, turn left onto Chaengwattana Road, through the Chaengwattana-Lieb Klong Prapa Intersection then make a U-turn and turn left onto Lieb Klong Prapa Road heading towards Srisaman Road. Straight on for a distance of 3.7 km, the project is on the left.

SETTHASIRI

CHAENGWATTANA - PRACHACHUEN 2

CALL 1685 SANSIRI.COM

Project Owner : Sansiri PLC. Company's registered no. 0107538000665. Head office : 475 Sri Ayudthaya Road, Thanon Phayathai, Rajthewi, Bangkok, 10400. Registered capital(THB) : 19,251,140,783.06, Paid up capital(THB) : 15,285,486,358.90 (as of date 5 June 2017). The President : Mr. Srettha Thavisin. The Project : Setthasiri Chaengwattana - Prachachuen 2, land title deed no. 70114, approximately area 57 Rai, Located at Liap Khlong Prapa Road, Ban Mai Sub-district, Pak Kret District, Nonthaburi Province, the facility area will be 5% of saleable area. The land has been mortgaged with Siam Commercial Bank PLC., under filing of the land allocation permission license. The construction will be started in Nov 2016 and facility area expected to be completed in Nov 2020.